

DOCUMENT RESUME

ED 354 936

JC 930 105

AUTHOR Kangas, Jon; Ramirez, Ed  
 TITLE Evergreen Valley College Success Rates for Hispanic Enlace Students Compared to Other Hispanics in the Same Courses, Fall 1992. Research Report #489.  
 INSTITUTION San Jose/Evergreen Community Coll. District, San Jose, CA.  
 PUB DATE 2 Mar 93  
 NOTE 10p.  
 PUB TYPE Reports - Research/Technical (143)

EDRS PRICE MF01/PC01 Plus Postage.  
 DESCRIPTORS \*Academic Achievement; Academic Persistence; Community Colleges; Comparative Analysis; Core Curriculum; Educational Needs; Grades (Scholastic); \*Hispanic Americans; Minority Groups; \*Outcomes of Education; \*Performance; \*Program Evaluation; Student Evaluation; Tables (Data); Tutoring; Two Year Colleges; Two Year College Students  
 IDENTIFIERS Chicanos; Evergreen Valley College CA; \*Hispanic American Students; Latinos

ABSTRACT

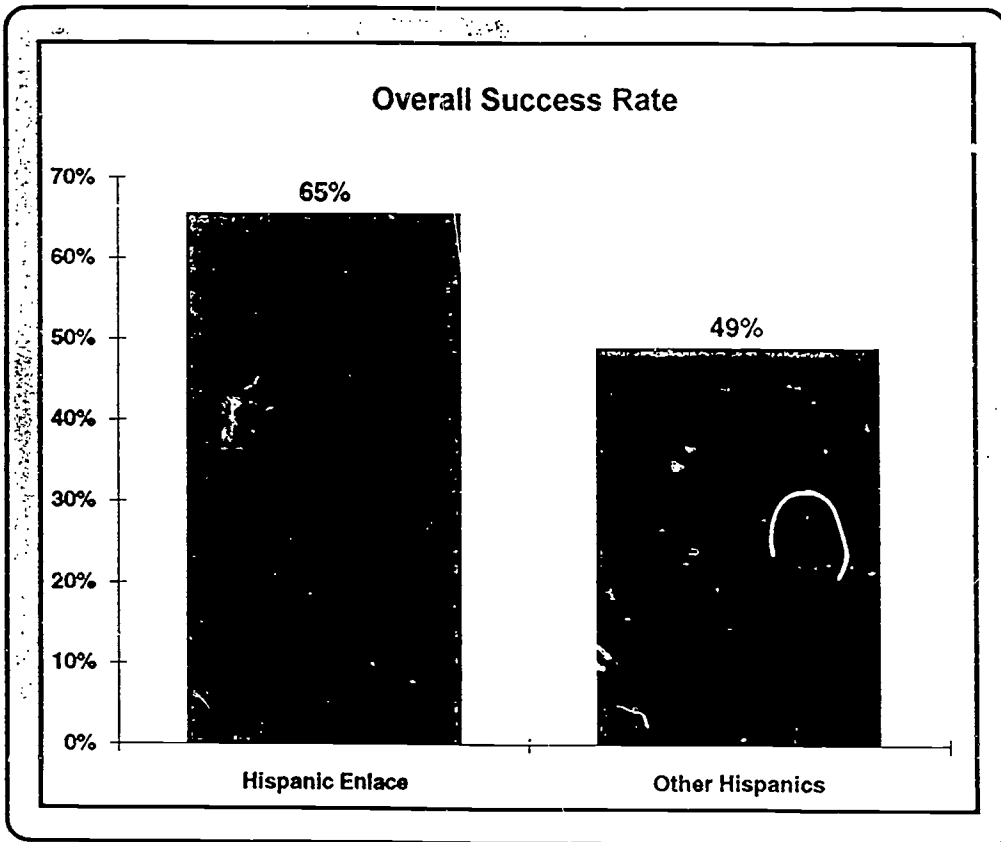
A study was performed in the Fall of 1992 at Evergreen Valley College, in San Jose, California, to measure the effectiveness of the college's Enlace program, a combination of instructional, counseling and tutorial services designed to help Chicano/Latino students successfully complete the cognitive core areas of general/transfer education. The core areas/courses in the Enlace program include Basic Writing (English 330/104), College Composition (English 1A), Algebra (Math 12 and 13) and Natural Science 10A. The survey focused on outcomes of 136 Hispanic Enlace students enrolled in core courses in fall 1992 and defined success as the receipt of a grade of "A," "B," or "C" or credit. Results of the survey included the following: (1) the overall success rate for Enlace students was 65%, while all other Hispanic students had a success rate of 49%; (2) Hispanic Enlace students in English 330 had a success rate of 80%, higher than all other Hispanics (53%) and all other English 330 students (62%); (3) the success rate of 72% for Enlace students in English 104 compared favorably to the rate of 54% for other Hispanic students and 60% for all other students; (4) Enlace students in English 1A also had a higher success rate (76%) than all other Hispanics (58%) and all other students (64%); (5) while Enlace students performed better than other Hispanics in Math 12 (47% compared to 35%), they did not perform as well as all other students, who registered a 52% success rate; and (6) in Natural Science 10A, Enlace students had a 56% success rate, compared to 34% for all other Hispanics and 39% for all other students. A brief description of the program is given and data tables are included. (MAB)

\*\*\*\*\*  
 \* Reproductions supplied by EDRS are the best that can be made \*  
 \* from the original document. \*  
 \*\*\*\*\*

ED354936

**EVERGREEN VALLEY COLLEGE**  
 SAN JOSE/EVERGREEN COMMUNITY COLLEGE DISTRICT

**Success Rates for Hispanic Enlace Students  
 Compared to Other Hispanics in the Same Courses**  
 Fall 1992



March 2, 1993  
 SJ/ECCD Academic Standards

RESEARCH REPORT #489

PERMISSION TO REPRODUCE THIS  
 MATERIAL HAS BEEN GRANTED BY

J. A. Kangas

TO THE EDUCATIONAL RESOURCES  
 INFORMATION CENTER (ERIC)

**BEST COPY AVAILABLE**

U.S. DEPARTMENT OF EDUCATION  
 Office of Educational Research and Improvement  
 EDUCATIONAL RESOURCES INFORMATION  
 CENTER (ERIC)

This document has been reproduced as  
 received from the person or organization  
 originating it.

Minor changes have been made to improve  
 reproduction quality.

• Points of view or opinions stated in this docu-  
 ment do not necessarily represent official  
 OERI position or policy.

FC 930105  
 ERIC  
 Full Text Provided by ERIC

# **BACKGROUND & ACKNOWLEDGEMENTS**

---

## **Definitions**

Success (Suc) = A + B + C + CR grades

## **Source Documents**

SJ/ECCD Ethnic Grade Distribution Report (#5L2001 SPRING 92)

## **Project Author**

Dr. Jon Kangas  
Mission, History and Program Narrative by Ed Ramirez

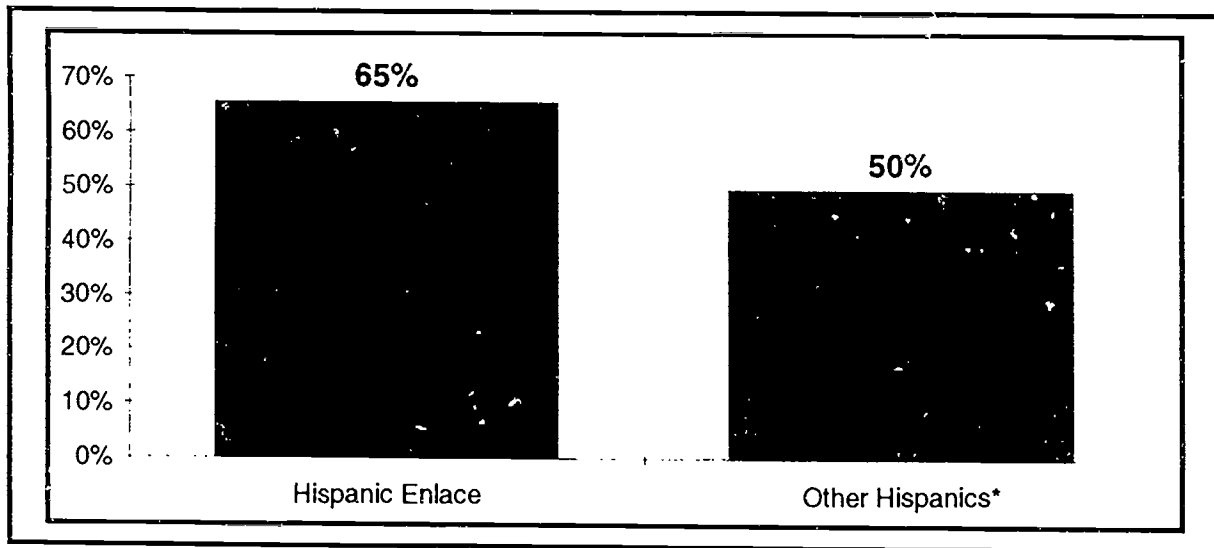
## **Data Collection and Document Preparation**

Suzanne Bulle, Program Assistant

**Evergreen Valley College**  
**Overall Success Rates for Hispanic Enlace Students**  
 Compared to Other Hispanics in the Same Courses  
 Fall 1992

Group	Hispanic Enlace			Other Hispanics*		
	Tot #	# Suc	% Suc	Tot #	# Suc	% Suc
English 330	15	12	80%	96	52	54%
English 104	18	13	72%	146	81	55%
English 1A	46	35	76%	120	70	58%
Math 12	32	15	47%	110	38	35%
NS 10A	25	14	56%	47	16	34%
<b>Total</b>	<b>136</b>	<b>89</b>	<b>65%</b>	<b>519</b>	<b>257</b>	<b>50%</b>

\*minus Hispanic Enlace students



**Comment:** The overall success rate of Hispanic Enlace students in Enlace sections of five different courses was 65% compared to 49% for Hispanics in non-Enlace comparison sections. This is very similar to Spring 1992 results, at 69% for Enlace students and 46% in non-Enlace comparison sections. These are encouraging results.

In all cases, Hispanics in Enlace groups had higher success rates than other Hispanics in non-Enlace comparison groups.

Hispanic Enlace students in Math 12 had a 47% success rate, an impressive 12 percentage points higher than other Hispanics in non-Enlace sections at 35%. English 104 Hispanic Enlace students had a 72% success rate, an even more impressive 18 percentage points above other Hispanics in non-Enlace comparison sections at 54%. It appears that the Enlace program is having a positive effect on the success rate of Hispanic students. The results are gaining stability in that they have been found in two consecutive semesters.

# Evergreen Valley College Enlace Success Story

by Jon Kangas  
3/2/93

## Mission

The mission of the Enlace Program is to increase the educational success, including retention and transfer rates, of Chicano/Latino students.

## History

Enlace was launched at Evergreen Valley College in 1983 and is approaching its 10th year. Enlace is an academic program which emphasizes the successful completion of what is called the "cognitive core" areas of general/transfer education. Specific courses include Basic Writing (English 330/104), College Composition (English 1A), Algebra (Math 12 and 13), and Natural Science 10A.

The program currently links 136 Chicano/Latino students per semester through an instructional/counseling/mentoring model which has shown significant results and promises even greater success.

## The Program

Enlace includes but is not limited to the following elements:

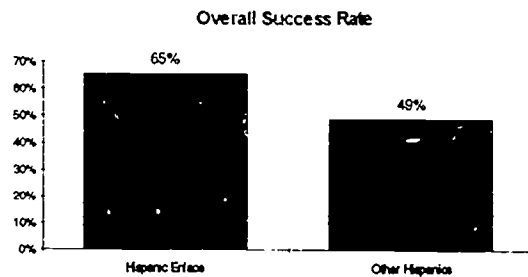
<i>Instruction (cognitive core courses)</i>	<i>Supportive Services</i>	
	<i>Counseling</i>	<i>Academic</i>
English, math and science courses	Academic counseling	Tutorial activities (Saturday math tutorial sessions)
Chicano/Latino professors as role models	Personal counseling	
Utilization of a "shared cultural specific experience" as bridge to academic success	Counselor classroom visits and assessments for intervention and individualized attention	
Motivational instruction, assignments, dialogue, and advisement		
Ongoing assessment of the teaching/learning dynamic to enhance student success		
Participation of community mentors (professionals in medicine, law practice, law enforcement, engineering, science, etc.) in classroom activities, assignments, and convocations		

## Success Story

The Enlace classes that were offered in Spring 1992 were ENGL 330 (two levels below English 1A), ENGL 92 (one level below English 1A), ENGL 1A (transfer composition), MATH 12 (Algebra), and NATURAL SCIENCE 10A. The Enlace sections were compared to all other Hispanic students in the same courses, as well as all other non-Enlace students in the same courses

136 Hispanic Enlace students had.

- a 65% overall success rate. 516 other Hispanic students in the same courses had a 49% success rate.
- an impressive range from 18-27 percentage points higher than other Hispanics in four of the five comparisons.
- a 69% overall success rate. 1948 other non-Enlace students in the same courses had a 58% success rate.



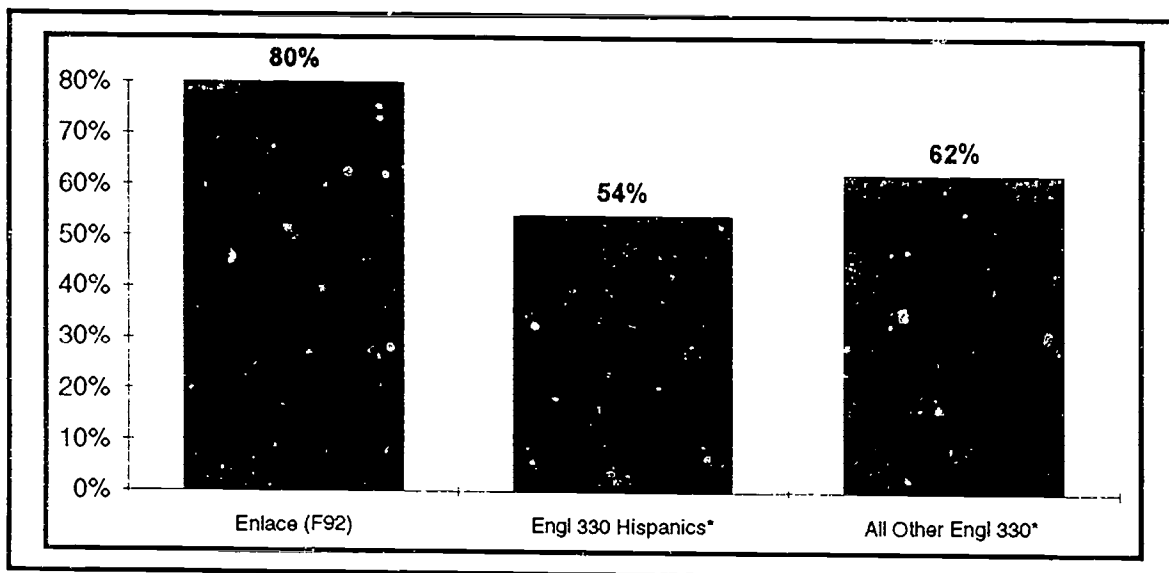
## Conclusion

The Enlace program continues to show great success. This is very impressive given that there was a commonly graded final in English writing classes for Fall 1992 to help stabilize grading variations. These results are encouraging and support the kinds of interventions that are being used in the program on behalf of the Hispanic students

Evergreen Valley College  
**Success Rates of Hispanic Enlace Students in English 330**  
 Compared to All English 330 Hispanics and All Other English 330 Students  
 Fall 1992

<i>Group</i>	<i>Tot #</i>	<i>#Suc</i>	<i>% Suc</i>
<b>Enlace (F92)</b>	15	12	<b>80%</b>
<b>Engl 330 Hispanics*</b>	96	52	<b>54%</b>
<b>All Other Engl 330*</b>	297	185	<b>62%</b>

\*minus Hispanic Enlace students



**Comment:** Hispanics in the Enlace English 330 (two levels below English Composition) section had a success rate of 80%, significantly higher than the success rate for all other Hispanics in English 330 at 53% and significantly higher than the success rate of all other English 330 students at 62%.

Given that there was a commonly graded final for Fall 1992, thus helping to stabilize grading variation, the results are encouraging. Because the number of students involved was small, continued research will be needed to monitor the impact of the Enlace program at the English 330 level.

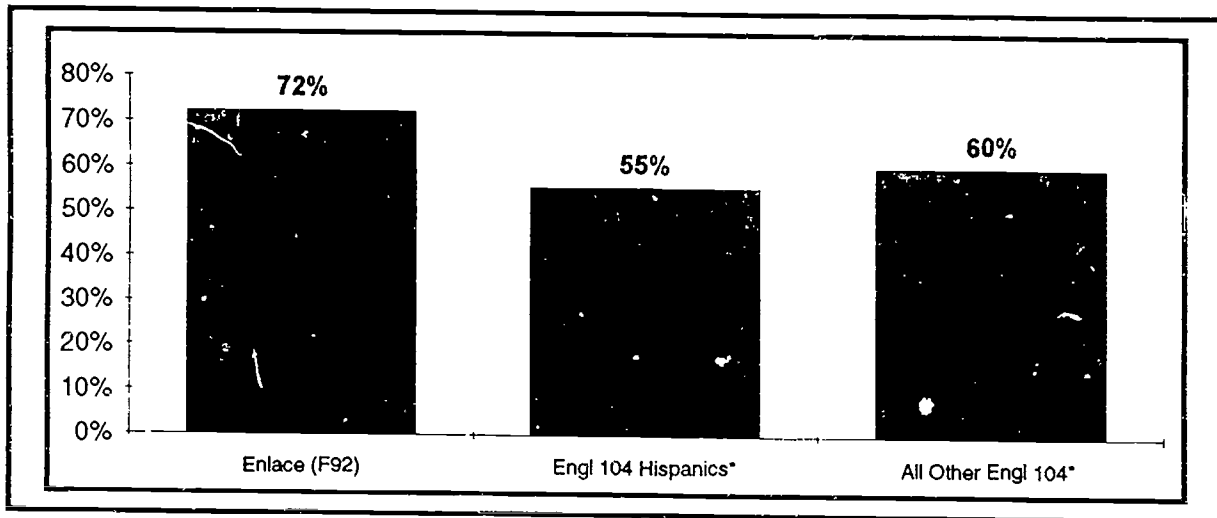
**Key**

Enlace (F92) = Hispanics in one Enlace section of English 330  
 Engl 330 Hispanics\* = All Hispanic English 330 students minus the Hispanic Enlace students  
 All Other Engl 330\* = All English 330 students minus the Hispanic Enlace students

Evergreen Valley College  
**Success Rates of Hispanic Enlace Students in English 104**  
 Compared to All English 104 Hispanics and All Other English 104 Students  
 Fall 1992

Group	Tot #	# Suc	% Suc
Enlace (F92)	18	13	72%
Engl 104 Hispanics*	146	81	55%
All Other Engl 104*	429	258	60%

\*minus Hispanic Enlace students



**Comment:**

Hispanics in the Enlace English 104 (one level below English Composition) section had a very high success rate of 72%, much higher than the success rate for all other Hispanics in English 104 at 54% and higher than the success rate of all other English 104 students at 60%.

Given that there was a commonly graded final for Fall 1992, thus helping to stabilize grading variation, the results are extremely encouraging. Because the number of students involved was small, continued research will be needed to monitor the impact of the Enlace program at the English 104 level.

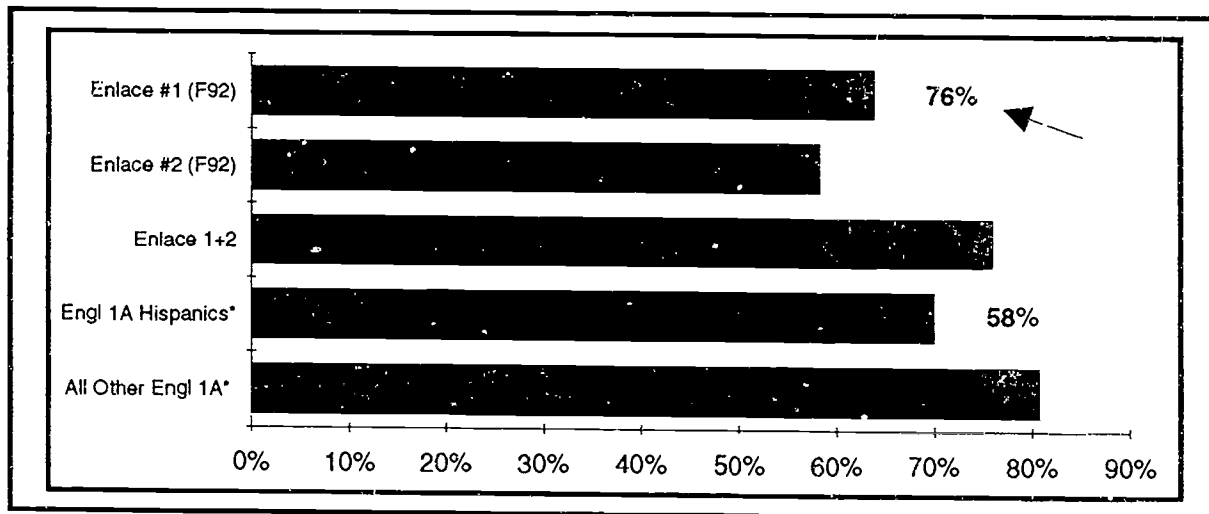
**Key**

Enlace (F92) = Hispanics in one Enlace section of English 104  
 Engl 104 Hispanics\* = All Hispanic English 104 students minus the Hispanic Enlace students  
 All Other Engl 104\* = All English 104 students minus the Hispanic Enlace students

Evergreen Valley College  
**Success Rates for Hispanic Enlace Students in English 1A**  
 Compared to All English 1A Hispanics and All Other English 1A Students  
 Fall 1992

<i>Group</i>	<i>Tot #</i>	<i># Suc</i>	<i>% Suc</i>
<b>Enlace #1 (F92)</b>	26	21	<b>81%</b>
<b>Enlace #2 (F92)</b>	20	14	<b>70%</b>
<b>Enlace 1+2</b>	46	35	<b>76%</b>
<b>Engl 1A Hispanics*</b>	120	70	<b>58%</b>
<b>All Other Engl 1A*</b>	692	442	<b>64%</b>

\*minus Hispanic Enlace students



**Comment:**

Hispanics in the Enlace English 1A (English Composition) sections had a high combined success rate of 76%, higher than the success rate for all other Hispanics in English 1A at 58% and higher than the success rate of all other English 1A students at 64%.

The fact that the combined class size was relatively large at 46 lends stability to the results. Assuming that grading practices were not a variable due to the institution of a common English 1A final, these results are encouraging and support the kinds of interventions that are being used in this program on behalf of Hispanic students.

**Key**

- Enlace #1 (F92) = Hispanics in one Enlace section of English 1A
- Enlace #2 (F92) = Hispanics in a second Enlace section of English 1A
- Enlace 1+2 = Enlace #1 + Enlace #2
- Engl 1A Hispanics\* = All Hispanic English 1A students minus the Hispanic Enlace students
- All Engl 1A\* = All English 1A students minus the Hispanic Enlace students

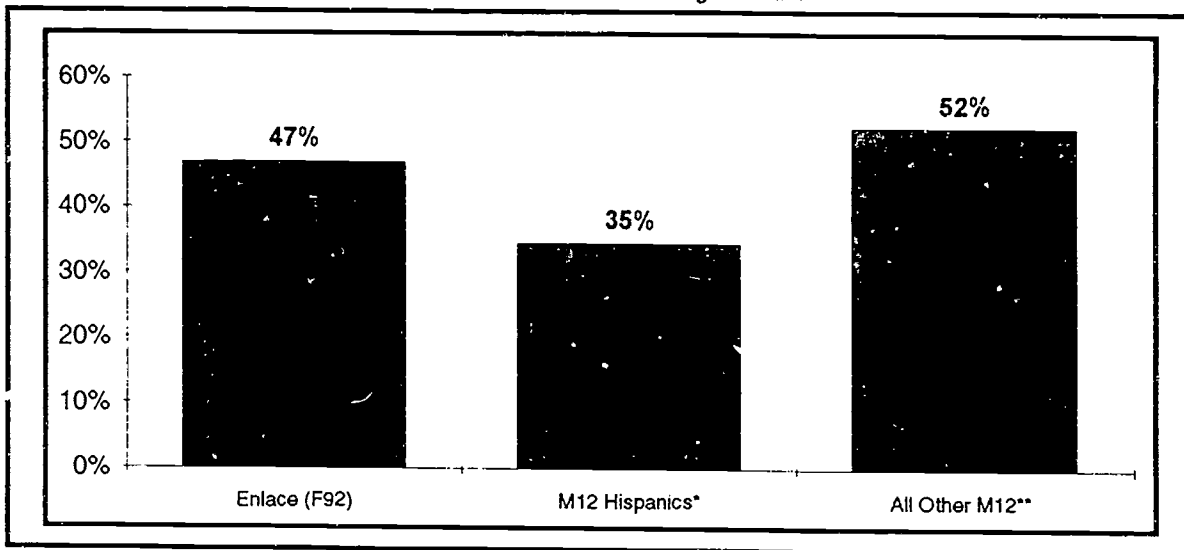


Evergreen Valley College  
**Success Rates of Hispanic Enlace Students in Math 12 (Algebra)**  
 Compared to All Math 12 Hispanics and All Other Math 12 Students  
 Fall 1992

<i>Group</i>	<i>Tot #</i>	<i># Suc</i>	<i>% Suc</i>
<b>Enlace (F92)</b>	32	15	<b>47%</b>
<b>M12 Hispanics*</b>	110	38	<b>35%</b>
<b>All Other M12**</b>	342	179	<b>52%</b>

\* minus Hispanic Enlace students

\*\*minus Hispanic Enlace students and sections with Program Aides



**Comment:**

Three sections of Math 12 with Program Aides were excluded from this study in order to avoid comparing sections using two different intervention strategies. Hispanics in the Enlace Math 12 (Algebra) section had a success rate of 47%, a higher success rate than for all other Hispanics in Math 12 at 35%, but lower than the success rate of other Math 12 students at 52%.

The results are encouraging in that the Enlace program seemed to definitely help Hispanic students in Math. It appears that some efforts still need to be done to increase the success rates of Enlace Hispanics to reach the level of other Math 12 students.

**Key**

Enlace (F92) = Hispanics in one Enlace section of Math 12

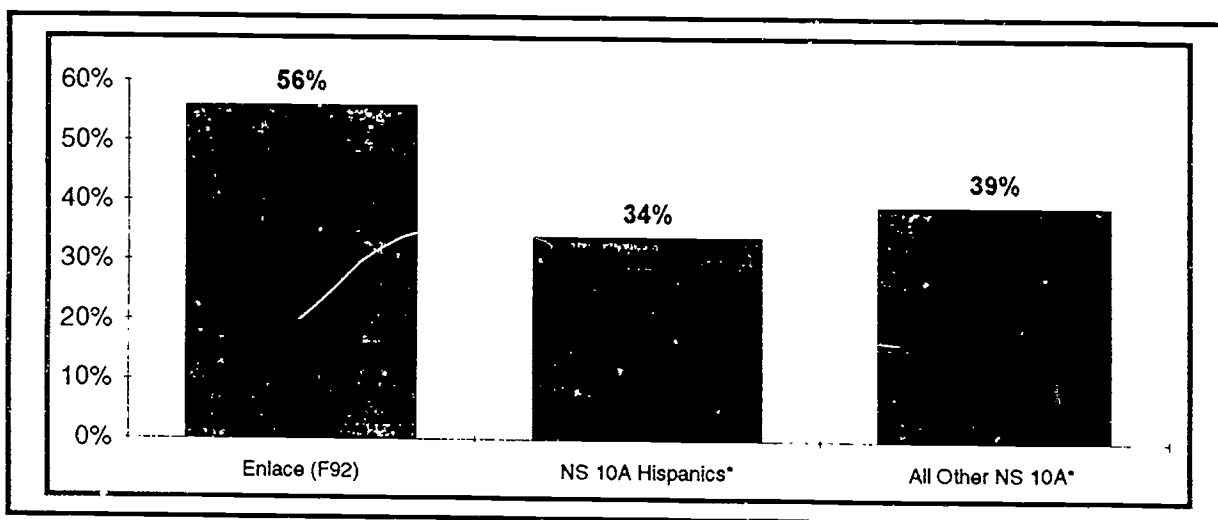
M12 Hispanics\* = All Hispanic Math 12 students minus the Hispanic Enlace students

All Other M12\* = All Math 12 students minus the Hispanic Enlace students and minus the sections with Program Aides

Evergreen Valley College  
**Success Rates of Hispanic Enlace Students in Natural Science 10A**  
 Compared to All Natural Science 10A Hispanics and All Other Natural Science 10A Students  
 Fall 1992

<i>Group</i>	<i>Tot #</i>	<i># Suc</i>	<i>% Suc</i>
<b>Enlace (F92)</b>	25	14	<b>56%</b>
<b>NS 10A Hispanics*</b>	47	16	<b>34%</b>
<b>All Other NS 10A*</b>	188	74	<b>39%</b>

\* minus Hispanic Enlace students



**Comment:** Hispanics in the Enlace Natural Science 10A section had a success rate of 56%, much higher than the success rate for all other Hispanics in Natural Science 10A at 34% and higher than the success rate of other Natural Science 10A students at 39%.

The results are especially encouraging since this is the first semester that science has been added to the Enlace "cognitive core" offerings.

**Key**

Enlace (F92) = Hispanics in one Enlace section of Natural Science 10A  
 NS 10A Hispanics\* = All Hispanic Natural Science 10A students minus the Hispanic Enlace students  
 All Other NS 10A\* = All Natural Science 10A students minus the Hispanic Enlace students